


Inch Worms


A Measurement Center




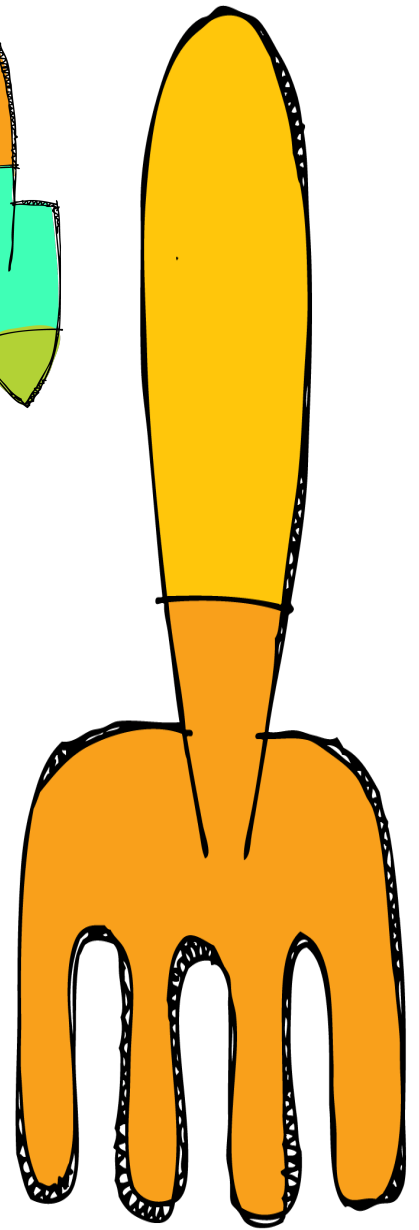

By Blair Peterson




Inch Worms

This activity can be done in two different ways. To practice non-standard measurement, students use the worm rulers provided. To practice standard measurement, students use standard rulers. Cut out the garden tool pictures. Students practice measuring the garden tools with their rulers and record the measurements on the recording sheets.



Garden Tools: Measure with the worm rulers or
with standard measurement rulers.





Name: _____

NON-Standard
Measurement

Inch Worms

Use your worm ruler to measure the garden tools. Record the measurements and answer the questions.



Flower seeds:

_____ Worms

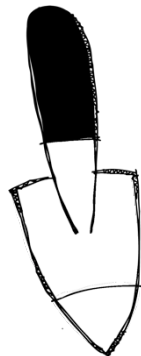


Snips:

_____ Worms

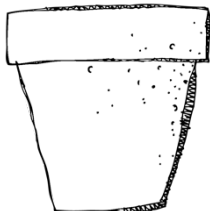
Spade:

_____ Worms



Rake:

_____ Worms



Flower pot:

_____ Worms



Gardening Glove:

_____ Worms

Which garden tool was the longest? _____

Which garden tool was the shortest? _____

Name: _____

Standard
Measurement

Inch Worms

Use your standard ruler to measure the garden tools.
Record the measurements and answer the questions.



Flower seeds:

_____ inches

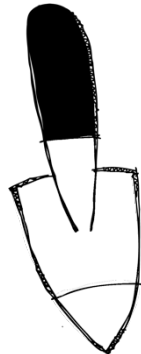


Snips:

_____ inches

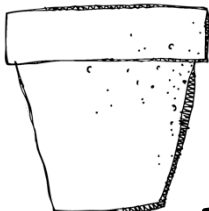
Spade:

_____ inches



Rake:

_____ inches



Flower pot:

_____ inches



Gardening Glove:

_____ inches

Which garden tool was the longest? _____

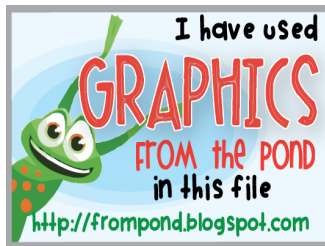
Which garden tool was the shortest? _____

Thank You!!

Thank you so much for downloading this freebie! If you enjoyed it, you can check out my "It's (Finally) Spring" unit at:

<http://www.teacherspayteachers.com/Product/Its-Finally-Spring-Springtime-Math-Activities>


Become a follower of mine to be notified of new items and freebies!!!



Graphics and Fonts:

[Creative Clips](#)

[Dream Loft](#)



<http://www.teacherspayteachers.com/Store/Zip-a-dee-doo-dah-Designs>



LittleRed's
SCHOOLHOUSE

teacherspayteachers.com/Store/Littlered

