

Move
Up 1
Space

Start
→

Move
Up 2
Spaces

Move
Back 3
spaces



A D D I N G

To the Winner's Circle



Back
to
start



Move
Up 2
Spaces


Move
Back 2
spaces



$3+2=$



$4+6=$




$5+5=$



$7+3=$



$1+8=$




$9+1=$



$4+2=$



$0+7=$




$2+6=$



$10+3=$



$2+8=$




$4+11=$



$12+2=$



$0+9=$




$5+6=$



$3+6=$



$4+8=$




$7+1=$



$$13+1=$$



$$2+13=$$




$$4+4=$$



$$4+1=$$



$$2+1=$$




$$0+4=$$



$$11+1=$$



$$12+3=$$



$$14+2=$$

<http://kreativeinkinder.blogspot.com/>



Kreative in Kinder

Instructions: Print game board on cardstock and laminate. Give each student a different counter (bears, beans, block, etc.) and a dice. The students will roll the dice to see who goes first (highest number). Place the cards face down in the center. When it is your turn, turn over a card. If you can answer the problem, move one square. If you land on a square that says move up 2, etc. follow the directions. You may want to provide manipulatives for students that need them. The first student to make one lap or two laps (you choose) wins! This board would be best for 2-3 students. Let the games begin! PLEASE leave me feedback on my TPT and rate my product. Check out my other listings to. If you have questions, email me at kreativekinder@yahoo.com.

THANKS!!

<http://www.teacherspayteachers.com/Store/Kreative-in-Kinder/>